General Specifications

GS 33J60K41-01EN

Model AEPV7D
Power Supply Bus Unit,
Vertical Type
(for N-IO/FIO, Cabinet Mounting)

CENTUM VP

[Release 6]

■ GENERAL

These General Specifications (GS) describe the AEPV7D Primary Power Supply Bus Unit, which distributes power to the units installed in the same cabinet. The AEPV7D is designed to be able to receive power from two different power sources independently.

The AEPV7D for 100 V and 200 V in the figure on the left can provide seven outputs from output port A for input terminal A and another seven outputs from output port B for input terminal B. The AEPV7D for 24 V in the figure on the right can provide a total of seven outputs (two outputs from output port A1 for input terminal A1 and five outputs from output port A2 for input port A2). It can also provide another total of seven outputs (two outputs from output port B1 for input terminal B1 and five outputs from output port B2 for input terminal B2).

The AEPV7D is designed so that line A and line B can be maintained independently.

When input terminals A and B, input terminals A1 and B1, or input terminals A2 and B2 are connected with a short cable, a single input can provide 14 outputs.

AEPV7D has to be Style S2 or later when used with N-IO system.

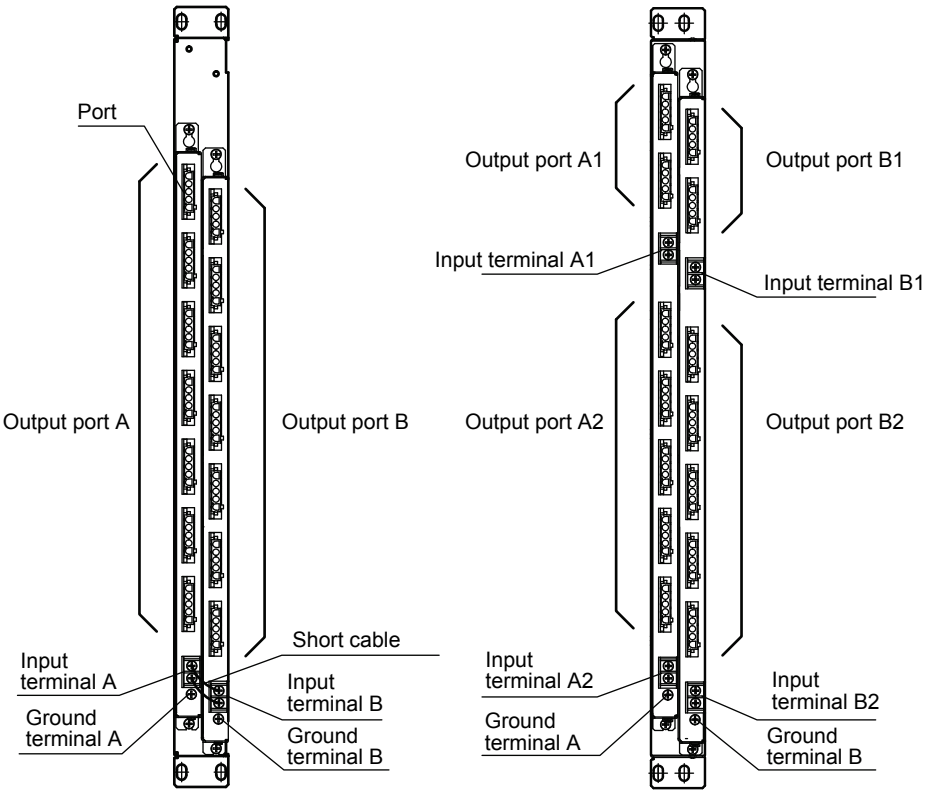

in the case of AEPV7D-1□□, AEPV7D-2□□ in the case of AEPV7D-4□□

F01E.ai

Yokogawa Electric Corporation
2-9-32, Nakacho, Musashino-shi, Tokyo, 180-8750 Japan
Tel.: 81-422-52-5634 Fax.: 81-422-52-8902

GS 33J60K41-01EN
©Copyright Feb. 2015 (YK)
3rd Edition Dec. 28, 2015 (YK)

■ STANDARD SPECIFICATIONS

For the installation specifications and environmental conditions that are common to the systems, refer to the GS "Integrated Production Control System CENTUM VP System Overview" (GS 33J01A10-01EN).

● Electrical Specifications

Item	Description		
Model	**AEPV7D-1□□**	**AEPV7D-2□□**	**AEPV7D-4□□**
Input power supply	Voltage: 100-120 V AC ±10 % Frequency: 50/60 Hz	Voltage: 220-240 V AC ±10 % Frequency: 50/60 Hz	Voltage: 24V DC ±10 %
Withstanding voltage	1500 V AC	1500 V AC	500 V AC
Max. input current/power supply bus unit	20 A	20 A	42 A (Input terminals A1 & B1: 12 A) (Input terminals A2 & B2: 30 A)
Max. input current/port	6 A	6 A	10 A
Weight	Approx. 2.9 kg	Approx. 2.9 kg	Approx. 2.9 kg

● Pin Assignment

Pin Numbers of Terminal

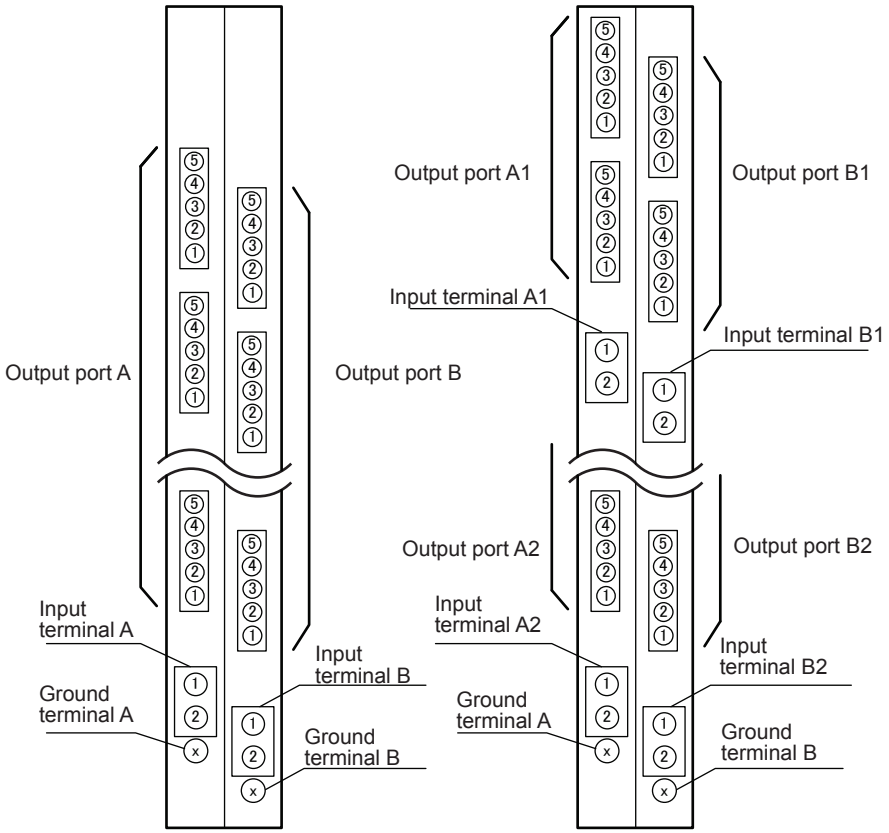

in the case of AEPV7D-1□□, AEPV7D-2□□ in the case of AEPV7D-4□□

F02E.ai

All Rights Reserved. Copyright © 2015, Yokogawa Electric Corporation

Correspondence Between Pin Numbers and Signals

	Pin No.	Model		
		AEPVP7D-1□□	AEPV7D-2□□	AEPV7D-4□□
Input Terminals A, B, A1, A2, B1 and B2	1	L	L	+ (24P)
	2	N	N	– (24N)
Ground Terminal A and B	–	Protective ground	Protective ground	Functional ground
Output Ports A, B, A1, A2, B1 and B2 (14-ports) MATE-N-LOK Connector (5 pins)	1	Protective ground	Protective ground	Functional ground
	2	N	–	– (24N)
	3	–	N	+ (24P)
	4	L	L	–
	5	–	–	–

● Cables

The three types of cables shown below are provided for connecting the Primary Power Supply Bus Unit and equipment used.

Power Supply Cables for Primary Power Supply Bus Unit

Part number	Description	Correspondence between terminal pin numbers and cables		
		Black	White	Green
S9756UV	For AEPV7D-1□□, 100 V AC, 2 m, one end unterminated	4	2	1
S9757UV	For AEPV7D-2□□, 220 V AC, 2 m, one end unterminated	4	3	1
S9758UV	For AEPV7D-4□□, 24 V DC, 2 m, one end unterminated	3	2	1

Connector Type

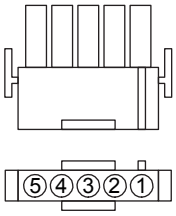

F03E.ai

All Rights Reserved. Copyright © 2015, Yokogawa Electric Corporation

■ EXTERNAL DIMENSIONS

Unit: mm

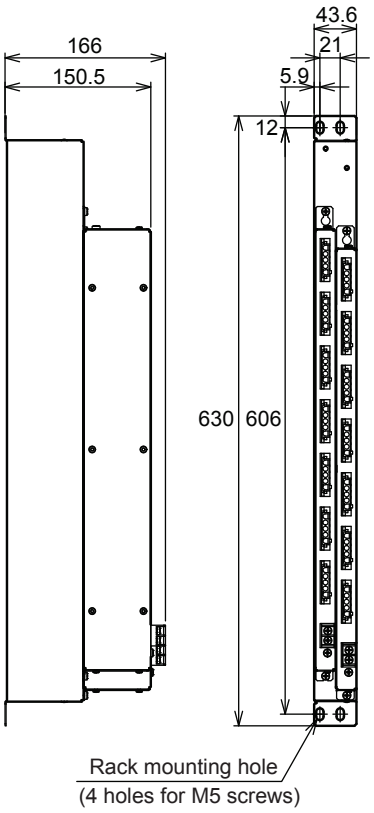

In the case of AEPV7D-10□, AEPV7D-20□

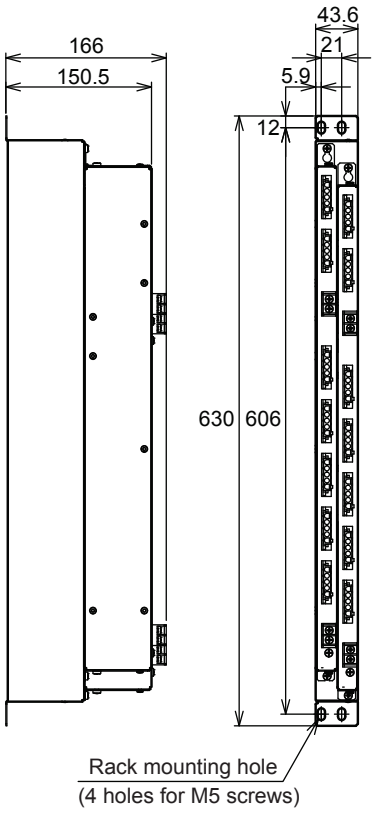

In the case of AEPV7D-40□

F04E.ai

Note: Horizontal in stallation in the 19-inch rack is not possible.
Nominal Tolerances :
When the reference dimension is over 0.5 mm and equal or less than 120 mm, its nominal tolerance is ± 0.8 mm, while its combination of nominal tolerance is ± 1.5 mm.
When the reference dimension is over 120 mm, its nominal tolerance is in accordance with JEM 1459.

All Rights Reserved. Copyright © 2015, Yokogawa Electric Corporation

Unit: mm

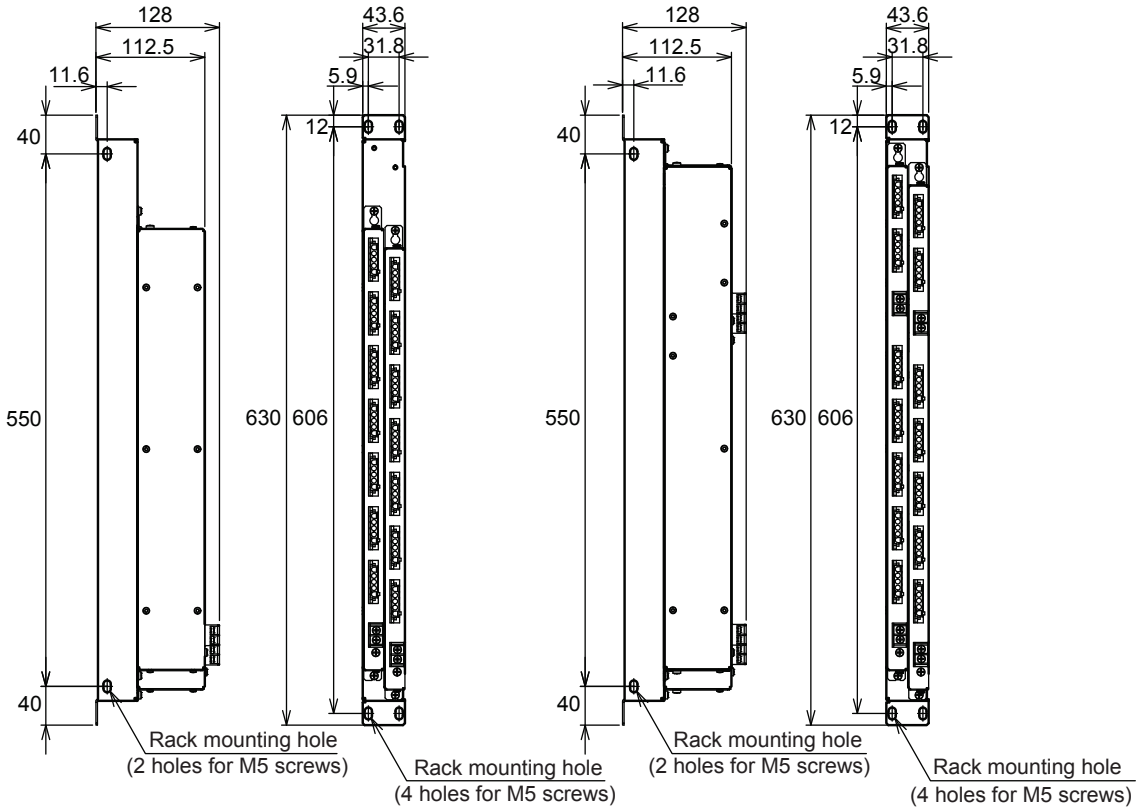

In the case of AEPV7D-11□, AEPV7D-21□

In the case of AEPV7D-41□

F05E.ai

Note: Horizontal in stallation in the 19-inch rack is not possible.
Nominal Tolerances :
When the reference dimension is over 0.5 mm and equal or less than 120 mm, its nominal tolerance is ± 0.8 mm, while its combination of nominal tolerance is ± 1.5 mm.
When the reference dimension is over 120 mm, its nominal tolerance is in accordance with JEM 1459.

All Rights Reserved. Copyright © 2015, Yokogawa Electric Corporation

■ MODEL AND SUFFIX CODES

Power Supply Bus Unit, Vertical Type (for Cabinet Mounting)

		Description
Model	AEPV7D	Power Supply Bus Unit, Vertical Type (for N-IO/FIO, Cabinet Mounting)
Suffix Codes	-1	100 - 120 V AC power supply
	-2	220 - 240 V AC power supply
	-4	24 V DC power supply
	0	For Yokogawa cabinet (for AFV40□/ACB51)
	1	For general cabinet
	5	Basic type with no explosion protection
	6	With ISA Standard G3 option and no explosion protection
	E	Basic type with explosion protection
	F	With ISA Standard G3 option and explosion protection

■ APPLICABLE STANDARDS

Refer to the GS “Integrated Production Control System CENTUM VP System Overview (GS 33J01A10-01EN).”

■ ORDERING INFORMATION

Specify model and suffix codes.
For selecting the right products for explosion protection, please refer to TI 33Q01J30-01E, TI 32S01J30-01E without fail.

■ TRADEMARK

- CENTUM is a registered trademark of Yokogawa Electric Corporation.
- Other company and product names appearing in this document are trademarks or registered trademarks of their respective holders.

All Rights Reserved. Copyright © 2015, Yokogawa Electric Corporation
Subject to change without notice.